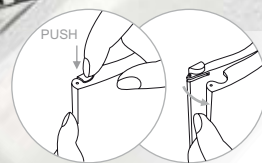




# pixquick®

MADE IN EU design by KD


patented



**IT** pixquick è ideale come espositore da banco o da parete, è a prova di polvere e non ha cornici laterali che impediscano la corretta visione dell'informazione. ideale soprattutto proprio per quelle informazioni che debbano essere cambiate frequentemente. pixquick si può aprire da entrambi i lati, semplicemente spostando il pannello frontale o togliendolo completamente: basta una leggera pressione sugli angoli. policarbonato di alta qualità ed un processo produttivo moderno e tecnologico garantiscono al prodotto design, durata di vita notevole, uniformità delle dimensioni ed un aspetto decisamente gradevole.

**DE** pixquick als funktioneller thekenaufsteller oder als wanddisplay präsentiert optimal auch häufig zu wechselnde infos, rahmenlos und staubgeschützt. zum öffnen kann das frontpaneel nach beiden seiten aufgeklappt oder komplett abgenommen werden. ein einfacher druck auf die ecken genügt. hochwertiges polycarbonat und produktionsverfahren nach dem letzten stand der technik garantieren ein langlebiges designprodukt mit masstreue und perfekter optik.

**EN** pixquick is a perfectly functional frameless and dust proof counter or wall display, ideal for information that has to be changed frequently. the front panel can be opened in either direction or removed completely by simply pushing the corners. high grade polycarbonate and a state-of-the-art production process guarantees a long-lasting design product and a perfect look.

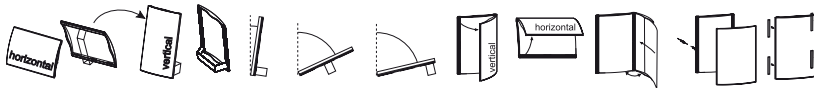




1  
pixquick A8L



## on the table ... and ... on the wall



girare pixquick per cambiare facilmente formato da orizzontale a verticale e viceversa

im handumdrehen von vertikal auf horizontal umstellen

just rotate for vertical or horizontal position

possibilità di diversi gradi di inclinazione cambiando la posizione del supporto da tavolo

verschiedene neigungen möglich durch verstellen der stütze

different inclinations by changing the support

per aprire pixquick sganciare o rimuovere il pannello frontale

zum öffnen frontpaneel aufklappen oder abnehmen  
to open: expand or remove front panel



## pixquick


n° articolo | artikelnr. | product nr.

### pixquick

1	<b>PQA8L *</b>	pixquick A8L, without support, 1pc
2	<b>PQA6L **</b>	pixquick A6L, without support, 1pc
3	<b>PQA6 **</b>	pixquick A6, without support, 1pc
4	<b>PQA5</b>	pixquick A5 support included, 1pc
5	<b>PQA4</b>	pixquick A4 support included, 1pc
6	<b>PQA3</b>	pixquick A3, without support, 1pc
<b>support</b>		
7	<b>PQSA6PL</b>	support for A6 and A6 large, 1pc
8	<b>PQSA8LAL</b>	support for A8L, 1pc

\* ordinare supporto PQSA8LAL a parte | stütze PQSA8LAL extra bestellen | order support PQSA8LAL extra

\*\* ordinare supporto PQSA6PL a parte | stütze PQSA6PL extra bestellen | order support PQSA6PL extra



1

297mm

420mm



2

210mm


297mm



3

210mm

148mm



4

148mm

105mm



5

105mm

210mm



6

148mm

52mm

### PQSA6PL

supporto da banco per formati A6 e A6L in PETG

stütze in PETG für format A6 und A6L  
support for A6 and A6L made of PETG



### PQSA8LAL

supporto da banco per formato A8L alluminio anodizzato color argento  
stütze aus silber eloxiertem aluminium für format A8L  
support for A8L made of silver anodized aluminium

